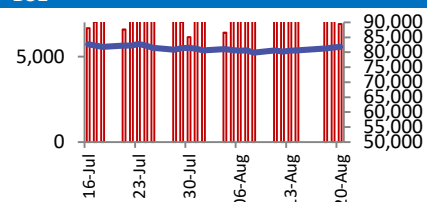
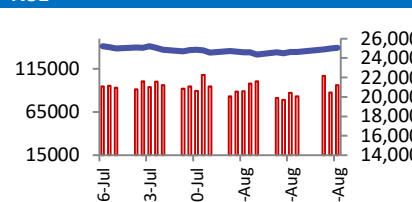


BSE



Open	81951
High	81994
Low	81292
Close	81307
Change	-694
Volume (Lacs)	11581
Turnover (Rs.inCr)	6724

NSE



Open	25064
High	25085
Low	24859
Close	24870
Change	-214
Volume(Lacs)	43516
Turnover(Rs.in Cr)	82241

World Markets	Current	Previous	Pt. Chg	Var(%)
Dow	45632	44786	846	1.89%
Dow Futures	45635	45715	(80)	-0.17%
Nasdaq	21497	21100	396	1.88%
FTSE	9321	9321	Closed	Closed
Nikkei	42922	42633	289	0.68%
Hang Seng	25796	25339	457	1.80%
Gift Nifty	24950	24879	71	0.29%
Straits Singapore	4259	4253	6	0.14%
South Korea	3197	3169	28	0.89%
Taiwan	24262	23764	497	2.09%
Shanghai	3878	3826	52	1.36%

Commodity Prices	Current	Previous	Pt. Chg	Var(%)
Copper (\$/MT)	9797	9725	72	0.7%
Alumin (\$/MT)	2625	2585	40	1.5%
Zinc (\$/MT)	2818	2766	53	1.9%
Brent Crude (\$/bbl)	68	68	0	0.1%
Gold (\$/Ounce)	3366	3372	(6)	-0.2%
Silver (\$/Ounce)	39	39	(0)	-0.2%
Light Crude (\$/bbl)	64	64	0	0.1%
N G (\$/mmbtu)	3	3	(0)	-1.9%
Sugar (\$/MT)	487	483	4	0.8%
Rubber (Rs./kg)	191	192	(2)	-0.8%
Baltic Dry Index	1944	1893	51	2.7%

Currency Exchange Rate	Current	Previous	Var(%)
Rs./ \$ rate	87.53	87.27	0.30%
Rs./ Euro	101.50	101.71	-0.20%
Rs./Chinese Yuan	12.23	12.21	0.11%
Yen / \$ rate	147.35	146.94	0.28%
\$ US/Euro	1.17	1.17	-0.11%

Dollar Index	Current	Previous	Var(%)
Dollar Index	97.88	97.72	0.17%

Support/ Resistance Levels for Today		
	Nifty	Bank Nifty Fut
Support 1	24800	55000
Support 2	24740	54770
Resistance	24940	55500

Securities in Ban For Trade	
PGEL	RBLBANK
TITAGARH	

Market Review

US: US stocks soared on Friday, pushing the Dow Jones Industrial Average to its first closing record this year, after a speech by Federal Reserve Chair Jerome Powell led traders to boost wagers on an interest-rate cut as soon as next month.

Aisa: Asian equities gained at the open on Monday, tracking Wall Street's rally, after Federal Reserve Chairman Jerome Powell opened the door to resuming interest rate cuts.

India: The Indian market ended lower on Friday, halting a six-day winning run, as investors turned cautious ahead of Federal Reserve Chair Jerome Powell's remarks at the Jackson Hole symposium and braced for fresh U.S. tariffs on Indian goods, amid other headwinds weighing on sentiment. **Market is expected to open on a positive note and likely to witness positive move during the day.**

Economy: Mexico's economy grew 0.6% in the second quarter from the previous three-month period, INEGI said on Friday. The data came in slightly below INEGI's preliminary estimate published last month and forecasts from economists in a Reuter's poll, both of which pointed to a 0.7% expansion. Growth in the quarter was fueled by secondary and tertiary activities, respectively covering manufacturing and services, which rose 0.7% and 0.8% on a sequential basis.

Canada's retail sales rose as expected in June as shoppers bought more food and beverages, indicating a rebound from a slump the month before. Retail sales in June increased by 1.5% on a monthly basis to C\$70.25 bn (\$50.49 bn) compared with a contraction of 1.2% in May, adding that sales increased by a similar rate in volume terms as well. However, excluding sales at automobiles and parts dealers, retail sales rose 1.9%, beating the poll forecast of 1.1%. In a flash estimate - often prone to changes - Statscan projected that retail sales in July would fall 0.8%.

Commodities: Oil prices edged higher on Monday after Ukraine stepped up attacks on Russia, fanning concerns Russian oil supply could be disrupted, while expectations of a cut in U.S. interest rates buoyed the outlook for global growth and fuel demand.

Gold prices edged lower on Monday as the dollar crept higher, while increased U.S. interest rate cut expectations following a dovish pivot from Federal Reserve Chair Jerome Powell lent support to bullion.

Currency: The U.S. dollar attempted on Monday to pull itself up from a four-week low on the euro after a dovish pivot from Federal Reserve Chair Jerome Powell sent it tumbling more than 1%

FII Derivative Transactions (Rs. Cr)

Contracts	Purchase		Sell		Net	Open Interest (OI)		OI (Previous day)		Change	
	Contract	Value	Contract	Value		Contract	Value	Contract	Value	Contract	Value
Index Future	21350	4006	24809	4663	(657)	218217	40915	212500	40175	5717	740
Index Option	3366190	635310	3378582	637250	(1940)	1582511	296269	1196309	226047	386202	70222
Stock Future	1892773	131041	1921080	132811	(1770)	5680093	393519	5671202	394763	8891	(1244)
Stock Option	414293	29894	412002	29700	194	433872	29667	434091	29898	(219)	(231)
Total	5694606	800251	5736473	804424	(4173)	7914693	760370	7514102	690883	400591	69487

FII All Activity-BBG (Rs Cr)	Buy	Sell	Net
14-Aug-25	14464	15672	(1208)
18-Aug-25	21175	20159	1016
19-Aug-25	13933	13946	(12)
20-Aug-25	12505	12803	(298)
21-Aug-25	12804	13366	(562)
Month to date- Aug	187427	203313	(15886)
FII (Prov.) (Rs. Cr)	Buy	Sell	Net
18-Aug-25	20070	19519	551
19-Aug-25	12604	13238	(634)
20-Aug-25	11600	12700	(1100)
21-Aug-25	14960	13714	1247
22-Aug-25	10179	11802	(1623)
Month to date-Aug	186557	212308	(25751)
DII (Prov.) (Rs. Cr)	Buy	Sell	Net
18-Aug-25	18650	14546	4104
19-Aug-25	11881	9620	2261
20-Aug-25	14464	12658	1806
21-Aug-25	14515	11969	2546
22-Aug-25	10107	10436	(329)
Month to date-Aug	220123	153940	66184
FII Debt - BBG (Rs. Cr)	Buy	Sell	Net
14-Aug-25	5052	693	4359
18-Aug-25	3637	2668	970
19-Aug-25	3309	3503	(194)
20-Aug-25	2621	1566	1055
21-Aug-25	2597	2542	55
Month to date- Aug	40003	25965	14038

Market Breadth	BSE		NSE	
	No.	%	No.	%
Advance	1662	39%	1123	37%
Decline	2421	57%	1817	60%
Unchanged	171	4%	81	3%

Market Turnover	22-Aug	21-Aug	Var (%)
BSE Cash	6902	7208	-4%
NSE Cash	96171	87635	10%
NSE Futures	286916	116806	146%
NSE Options	12011260	49212330	-76%
Total (Rs.Cr)	12401249	49423978	-75%

Volatility Index	22-Aug	21-Aug
Volatility Index	11.73	11.37

Index PE - TTM	22-Aug	Yr. High	Yr. Low
Sensex	22.8	25.2	20.3
Nifty	21.9	24.4	19.6

Corporate News

Brigade Enterprises announces new residential project with revenue potential of ₹950 cr in Bengaluru

Brigade Enterprises has announced the launch of a new residential project in Bengaluru. The company said that the project, "Brigade Lakecrest", will be developed under a joint development model, with a total development area of approximately 9.33 lakh square feet. (CNBC)

Bajaj Auto resumes Chetak e-scooter deliveries as rare earth supply improves

Bajaj Auto has resumed Chetak electric scooter supplies across dealerships after resolving rare earth magnet shortages, restarting production on August 20. The company secured sufficient stock for the festive season, scaling up production to meet robust demand. Temporary supply disruptions and delayed state government incentives had previously strained the company. (ET)

Foseco India to acquire 75% stake in Morganite Crucible for ₹654 cr

Foseco India has signed a share purchase agreement with its promoters to acquire 42 lakh shares, representing 75% of the total voting share capital of Morganite Crucible (India) Ltd. (MCIL) on a fully diluted basis. (CNBC)

Economy

India's forex reserves climb by \$1.48bn to \$695.10 bn for week ending August 15

India's foreign exchange reserves experienced a notable increase of \$1.48 bn, reaching \$695.10 bn for the week ending August 15. This surge was primarily driven by a rise in foreign currency assets, while gold reserves saw a decrease. The RBI actively monitors and intervenes in the forex markets to maintain stability and prevent excessive rupee depreciation. (ET)

ET WLF 2025: World-class infra key to \$5 tn goal, says Nitin Gadkari

Nitin Gadkari emphasizes infrastructure upgrades for India's economic goals. The focus is on green highways and improved connectivity. Logistics costs are decreasing. Public transport will be pollution-free and cost-effective. India aims to become an energy exporter. (ET)

International

Thoma Bravo close to \$2 bln deal for BPO software maker Verint- Bloomberg

Thoma Bravo is close to a deal to buy call center software maker Verint Systems Inc, in a deal that could value the latter at \$2 bn including debt. (Invst)

Top 5 Nifty Gainers	22-Aug	21-Aug	Var(%)
M&M	3403	3375	0.8%
MARUTI	14349	14280	0.5%
BHARTIARTL	1933	1930	0.2%
BEL	375	374	0.2%
TITAN	3621	3616	0.1%
Top 5 Nifty Losers	22-Aug	21-Aug	Var(%)
ASIANPAINT	2505	2567	-2.4%
GRASIM	2814	2881	-2.3%
ADANIENT	2325	2377	-2.2%
ULTRACEMCO	12589	12870	-2.2%
HEROMOTOCO	4998	5097	-1.9%

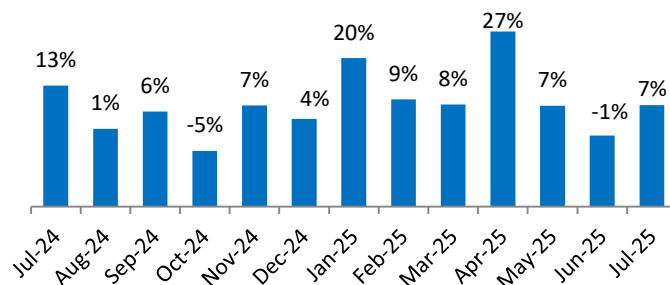
BSE Index Watch	Last	1 day	1 wk	1 mth	1 yr
SENSEX	81307	-0.8%	0.9%	-0.2%	0.3%
MIDCAP	45890	-0.2%	2.0%	-0.2%	-5.0%
SMLCAP	53002	-0.3%	2.3%	-1.7%	-4.8%
AUTO	56670	-0.2%	5.1%	6.5%	-3.0%
BANDEX	61475	-1.1%	-0.2%	-2.5%	5.9%
Capital Goods	67151	0.1%	0.6%	-2.9%	-8.5%
FMCG	20522	-1.0%	1.9%	1.7%	-11.0%
Health Care	44808	0.1%	0.8%	-1.2%	6.4%
IT	34769	-0.8%	1.7%	-0.9%	-17.0%
METAL	31233	-1.3%	1.8%	-0.4%	-3.0%
Oil & Gas	26226	-0.8%	0.8%	-3.0%	-18.5%
Power	6567	-0.4%	-0.6%	-2.1%	-20.5%
Realty	7066	-0.8%	3.4%	-4.2%	-11.2%

Margin Trading Disclosure (Rs. In Cr)	Last	1 day	1 wk	1 mth	3 mth
Op. Scripwise Outstanding	91032	0.6%	0.0%	1.2%	20.3%
Fresh Exposure	6523	0.0%	23.2%	2.0%	9.4%
Exposure liquidated	5511	-6.7%	11.0%	-1.6%	-7.0%
Closing Net scripwise outstanding	92043	1.0%	0.7%	1.4%	21.6%

NSE USD Futures	22-Aug	21-Aug	Var (%)
Aug Expiry (Rs./\$)	86.30	86.30	0.0%
Sept Expiry (Rs./\$)	87.52	87.27	0.3%
Total Turnover (Rs. Crore)	2490	1954	27%

Sectors	TTM PE
Auto	32.2
Auto Ancillary	41.94
Banking	14.13
Engineering	46.76
Cement	68.95
Diamonds & Jewellery	42.31
Housing Finance	23.53
Infrastructure & Const	26.46
Metals-Aluminium	28.6
Metal – Steel	17.64
Oil Expl.	6.73
Pharma	10.17
Power – Gen. Supp.	39.68
Information Tech.	29.05
Sugar	17.48
Telecom Serv. Prov.	38.35
Tyres	33.08

Eicher Motors VECV: Monthly Sales Volume Growth (YoY) (Source: Company Data)



10 year G-Sec Yield	Current	Previous	Change
US	4.27%	4.25%	1 bps
Japan	1.62%	1.63%	(1) bps
India	6.55%	6.53%	2 bps
UK	4.69%	4.73%	(4) bps
Libor 3 Mths	4.85%	4.85%	(0) bps

Indian Eco Data	Current	Previous	Var(%)
Forex Reserve (US\$ in bn)	602	695	-13.4%
Inflation - WPI	-0.58%	-0.13%	(45) bps
Inflation - CPI	1.55%	2.10%	(55) bps

India GDP	Q3FY25	Q2FY25	Var(%)
Growth	7.38%	6.40%	98 bps

Monetary Policy	Current	Previous	Change
Repo Rate	5.50%	5.50%	0 bps
Reverse Repo Rate	3.35%	3.35%	0 bps
CRR	3.00%	4.00%	(100) bps
O/S Banking System Liquidity (Rs bn)	1886	2413	(527.3)

IIP Growth %	Jun-25	Jun-24	Apr-Feb
IIP	1.5	4.9	3.3
Capital Goods	3.5	3.6	7.9
Mining	3.9	3.5	3.8
Manufacturing	-2.6	8.6	2.1
Electricity	-8.7	10.3	0.4

ADR Price Movement

Company	Price (US\$)	Volume	Previous Day Price	Volume	Variance (%)	No. of Share Per ADR	ADR Price (Rs.)	BSE Price	Variance (%)
Infosys Tech	17.34	33953355	17.05	19974125	1.70%	1	1517.75	1487.50	2.0%
Wipro	2.82	9128444	2.80	4832981	0.71%	1	246.83	248.64	-0.7%
Dr.Reddy's	14.51	1032184	14.42	1653790	0.62%	1	1270.04	1277.60	-0.6%
ICICI Bank	32.72	5687205	33.33	3968293	-1.83%	2	1431.97	1436.40	-0.3%
HDFC Bank	73.99	2304451	75.42	1009327	-1.90%	3	2158.75	1964.60	9.9%

GDR's (US\$)

	Prices	Prev. Close	Change	Var %
L&T	41.15	41.20	(0.1)	-0.1%
RIL	64.30	64.50	(0.2)	-0.3%
SBI	94.10	94.60	(0.5)	-0.5%

US Economy Data	Current	Previous
Inflation (%) (YoY)	2.70%	2.70%
Unemployment (%)	4.20%	4.10%

Interest Rate (%)	Current	Previous
Fed Rate	4.50%	4.50%

US GDP	Q2CY25	Q1CY25
Growth (QoQ Annualized)	3.00%	-0.50%

China Economy Data	Current	Previous
GDP	5.20%	5.40%
Inflation – CPI (%)	0.00%	0.10%

Economic Calendar

	Date
Indian GDP Data	29 Aug
Indian Inflation Data CPI	12 Sep
Indian Inflation Data WPI	15 Sep
Indian Monetary Policy	01 Oct
India's Industrial Production (IIP)	28 Aug
US Inflation Data	11 Sep
US GDP	28 Aug
US Unemployment Data	05 Sep
US Fed Rate	17 Sep
China GDP	20 Oct
China Inflation Data	10 Sept

Event Update

Name	Date	Purpose
Aaron Industries Ltd.	25/08/25	Bonus
Kama Holdings Ltd.	25/08/25	Rs.18.25 per share(182.5%)Interim Dividend
Kretto Syscon Ltd.	25/08/25	Bonus issue
Nitin Castings Ltd.	25/08/25	Rs.3.00 per share(60%)Final Dividend
Repco Home Finance Ltd.	25/08/25	Rs.2.50 per share(25%)Interim Dividend
Rupa & Company Ltd.	25/08/25	Rs.3.00 per share(300%)Final Dividend
S.P. Apparels Ltd.	25/08/25	Rs.2.00 per share(20%)Final Dividend
Tamboli Industries Ltd.	25/08/25	Rs.1.00 per share(10%)Final Dividend
TVS Motor Company Ltd.	25/08/25	Scheme of Arrangement
Udaipur Cement Works Ltd.	25/08/25	Amalgamation
Garware Technical Fibres Ltd.	26/08/25	Rs.1.50 per share(15%)Final Dividend
Gillette India Ltd.	26/08/25	Rs.47.00 per share(470%)Final Dividend
Karur Vysya Bank Ltd.	26/08/25	Bonus issue
KKV Agro Powers Ltd.	26/08/25	Dividend
Krishana Phoschem Ltd.	26/08/25	Dividend
Madhya Bharat Agro Products Ltd.	26/08/25	Dividend
Transpek Industry Ltd.	26/08/25	Rs.20.00 per share(200%)Dividend
Bajaj Steel Industries Ltd.	27/08/25	Rs.1.00 per share(20%)Final Dividend
Emami Paper Mills Ltd.	27/08/25	Rs.1.60 per share(80%)Final Dividend
HDFC Bank Ltd.	27/08/25	Bonus issue
Jay Bharat Maruti Ltd.	27/08/25	Rs.0.70 per share(35%)Final Dividend
JBM Auto Ltd.	27/08/25	Rs.0.85 per share(85%)Final Dividend
MAS Financial Services Ltd.	27/08/25	Rs.0.70 per share(7%)Final Dividend
Premco Global Ltd.	27/08/25	Rs.2.00 per share(20%)Final Dividend
SKM Egg Products Export (India) Ltd.	27/08/25	Rs.1.50 per share(15%)Final Dividend
Vedanta Ltd.	27/08/25	Second Interim Dividend
Abirami Financial Services (India) Ltd.	28/08/25	Rs.1.50 per share(15%)Dividend
Aster DM Healthcare Ltd.	28/08/25	Rs.1.00 per share(10%)Final Dividend
Diamines & Chemicals Ltd.	28/08/25	Rs.1.00 per share(10%)Final Dividend
Gujarat Pipavav Port Ltd.	28/08/25	Rs.4.20 per share(42%)Final Dividend
Jyothy Labs Ltd.	28/08/25	Rs.3.50 per share(350%)Final Dividend
Magna Electro Castings Ltd.	28/08/25	Rs.6.00 per share(60%)Final Dividend
Mitsu Chem Plast Ltd.	28/08/25	Rs.0.20 per share(2%)Final Dividend
Oriental Rail Infrastructure Ltd.	28/08/25	Rs.0.10 per share(10%)Final Dividend
Procter & Gamble Hygiene and Health Care Ltd.	28/08/25	Rs.65.00 per share(650%)Final Dividend
Quality Foils (India) Ltd.	28/08/25	35th Annual General Meeting
Route Mobile Ltd.	28/08/25	Rs.2.00 per share(20%)Final Dividend
Speciality Restaurants Ltd.	28/08/25	Rs.1.00 per share(10%)Final Dividend
Vedant Fashions Ltd.	28/08/25	Rs.8.00 per share(800%)Final Dividend
Alfred Herbert (India) Ltd.	29/08/25	Rs.5.00 per share(50%)Final Dividend
Asian Hotels (East) Ltd.	29/08/25	Rs.1.00 per share(10%)Dividend
Bikaji Foods International Ltd.	29/08/25	Rs.1.00 per share(100%)Final Dividend
Black Box Ltd.	29/08/25	Rs.1.00 per share(50%)Final Dividend
Cantabil Retail India Ltd.	29/08/25	Rs.0.50 per share(25%)Final Dividend
DK Enterprises Global Ltd.	29/08/25	Dividend
Ganesh Housing Corporation Ltd.	29/08/25	Rs.5.00 per share(50%)Dividend
Harsha Engineers International Ltd.	29/08/25	Rs.1.00 per share(10%)Final Dividend
IRB Infrastructure Developers Ltd.	29/08/25	Rs.0.07 per share(7%)Interim Dividend
NBCC (India) Ltd.	29/08/25	Rs.0.14 per share(14%)Final Dividend
Premier Energies Ltd.	29/08/25	Rs.0.50 per share(50%)Final Dividend
Protean e-Gov Technologies Ltd.	29/08/25	Rs.10.00 per share(100%)Final Dividend
Royal Orchid Hotels Ltd.	29/08/25	Rs.2.50 per share(25%)Final Dividend

Bulk Deal As On 22/08/25

BSE					
Security Code	Security Name	Client Name	Deal	Quantity	Price
544425	AJCJEWEL	GATIMAN INVESTMENT HOLDINGS PRIVATE LIMITED	B	38400	99.86
512149	AVANCE	MOONLIGHT MULTITRADE LLP	S	10000000	1.8
512149	AVANCE	NEO APEX SHARE BROKING SERVICES LLP	S	11500000	1.8
512149	AVANCE	WHAMIA TRADERS LLP	B	15809015	1.8
511664	BGIL	NAZIR TRADING LLP	B	57661	12.95
540545	BGJL	LALIT KUMAR TRIVEDI	B	135550	21.31
540545	BGJL	NEERAJ KUMAR SINGLA	S	90100	21.38
540545	BGJL	NEERAJ KUMAR SINGLA	B	13500	21
544474	BLT	MITRA EQUITIES PVT LTD	B	32000	67.97
544474	BLT	NEO APEX VENTURE LLP	S	129600	67.98
539175	BLUEGOD	SHAILESH DHAMELIYA	S	230000	31.41
539175	BLUEGOD	SHAILESH DHAMELIYA	B	300000	31.41
523105	CROPSTER	NILRATAN SUPPLIERS PRIVATE LIMITED .	B	12000000	21
523105	CROPSTER	PIONEX AGRICOM PRIVATE LIMITED	S	7995930	21
544331	DAVIN	KIFS ENTERPRISE	B	134000	55.23
544331	DAVIN	SOHAM FINCARE INDIA LLP	S	34000	53.84
544331	DAVIN	SOHAM FINCARE INDIA LLP	B	34000	53.05
531989	DECPO	RAJENDRA NANIWADEKAR	B	12000	26.39
539190	DFL	NITESH AGRAWAL	S	33510	49
539190	DFL	TEENA JINDAL	B	33500	49
541299	DLCL	ARJAN LAL CHANDANI	S	36000	22.23
543410	DMR	KAILASHBEN ASHOKKUMAR PATEL	S	37500	165.02
544475	ESSEX	MAYURI SHRIPAL VORA	B	92000	27.26
506480	GOCLCORP	HINDUJA CAPITAL LIMITED	S	1678620	387.6
506480	GOCLCORP	LEGENDS GLOBAL OPPORTUNITIES (SINGAPORE) PTE. LTD.	B	878620	386
509024	GOLDLEG	INTERFACE FINANCIAL SERVICES LIMITED	S	96841	12.1
509024	GOLDLEG	SUDHANSHU KANDA	B	75000	12.09
539224	HCKKVENTURE	MANSI SHARE AND STOCK BROKING PRIVATE LIMITED	B	50000	37.17
539224	HCKKVENTURE	MEENA ARORA	B	35000	36.05
539224	HCKKVENTURE	NEO APEX VENTURE LLP	S	100000	37.17
539224	HCKKVENTURE	PRAVEEN ARORA	B	26500	35.93
539224	HCKKVENTURE	SUDHANSHU KANDA	S	40000	35.39
526967	HEERAISP	DHARMESHKUMAR RAMESHCHANDRA MISTRY	S	58624	7.95
526967	HEERAISP	PRANAV ROHIT SHAH	B	30515	7.95
543916	HSIL	MONA LAROA	B	59200	279.45
540377	IFL	BALMUKUND TRADELINK PRIVATE LIMITED	S	7501000	0.7
540515	KANUNGO	GAURANG MANUBHAI SHAH	B	50000	9.88
540515	KANUNGO	JAYSUKHLAL TRIBHOVANDAS DOSHI	S	23745	9.2
540515	KANUNGO	NISHANT P GEVARIYA	S	100000	9.16
540515	KANUNGO	PARSHOTAMBHAI NARANBHAI GEVARIYA	S	100000	10.06
540515	KANUNGO	RUCHIRA GOYAL	B	30000	9.17
544253	KROSS	IRAGE BROKING SERVICES LLP	S	335909	192.66
544253	KROSS	IRAGE BROKING SERVICES LLP	B	310074	191.16
538668	MIL	VENUS INVESTMENTS VCC - VENUS STELLAR FUND	B	500000	536
538668	MIL	ZETA GLOBAL FUNDS (OEIC) PCC LIMITED - ZETA SERIES B FUND	S	500000	536
530167	MONGIPA	SAHI LOGISTICS & INFRA PRIVATE LIMITED	S	59428	18
505343	MONOT	SANDEEP ISPAT TRADER LLP	S	6515396	0.61
542724	MURAE	ANKUSH RAJKUMAR DABHANE	S	47598246	0.59
517554	NHCFOODS	ALMONDZ GLOBAL SECURITIES LIMITED.	B	3000000	1.19
517554	NHCFOODS	NAVJEET SINGH SOBTI	S	3000000	1.19
532340	OMNIAX	EMERALD COMMERCIAL LIMITED	B	72463	3.85
500317	OSWALAGRO	ALLIANCE TECHNO PROJECTS LIMITED	S	3370782	76

500317	OSWALAGRO	OSWAL GREENTECH LIMITED	B	6699000	76
500317	OSWALAGRO	TUSHAR HOLDINGS LIMITED	S	3328218	76
530095	PRADHIN	SHARE INDIA SECURITIES LIMITED	S	6870708	0.44
530095	PRADHIN	SHARE INDIA SECURITIES LIMITED	B	2170708	0.42
536659	PVVINFRA	NORTHEAST BROKING SERVICES LIMITED	B	500000	6.56
541601	RAJNISH	SHUBHAM ASHOKBHAI PATEL	S	8437295	0.96
544236	RAL	CELESTIAL TRADECHEM PRIVATE LIMITED	S	15600	63.72
544236	RAL	PLUTUS CAPITAL MANAGEMENT LLP	B	19200	63.68
532699	ROHLTD	IRAGE BROKING SERVICES LLP	S	171164	484.85
532699	ROHLTD	IRAGE BROKING SERVICES LLP	B	133250	480.53
543366	SBLI	ANKIT SHARMA	S	12000	39.83
539574	SCL	BLUE BELL FINANCE LTD	S	45500000	0.22
539574	SCL	INTELLECTUAL BUILDERS PRIVATE LIMITED	S	27500000	0.22
526883	SHIKHAR	VINITA SUNIL PATODIA	S	24630	4.09
542146	SKIFL	ALTIZEN VENTURES LLP	S	97500	53.96
542146	SKIFL	R G FAMILY TRUST	B	100000	53.85
544399	SRIGEE	ISHAAN TRADEFIN LLP	S	42000	220.17
543274	SUUMAYA	SHREYAS ANIL SHETE	S	155700	2.23
539278	SYMBIOX	BHAGWATIDEVI SITARAM RAWAT	S	279584	3.06
539278	SYMBIOX	BHARATBHAI RAVATBHAI KHACHAR	B	225840	3.04
523752	TIHIL	ASHISH PODDAR	B	380000	16.66
523752	TIHIL	NEO APEX SHARE BROKING SERVICES LLP	S	650000	16.65
523752	TIHIL	NEO APEX SHARE BROKING SERVICES LLP	B	300000	16.66
523752	TIHIL	PARNIT VENTURES PRIVATE LIMITED	S	1352648	16.66
523752	TIHIL	PARNIT VENTURES PRIVATE LIMITED	B	1352648	16.66
523752	TIHIL	SHAH JAYDEEP SURESHKUMAR	S	4602397	16.66
523752	TIHIL	SHAH JAYDEEP SURESHKUMAR	B	3697247	16.65
538464	TPROJECT	MOREPLUS MERCHANTS PRIVATE LIMITED	S	607961	4.11
538464	TPROJECT	SK GROWTH FUND PRIVATE LIMITED	B	500000	4.11
542765	TRANSPACT	PASHUPATI CAPITAL SERVICE PVT LTD	S	65500	140.55
542765	TRANSPACT	R G FAMILY TRUST	B	65500	140.55
542803	VEL	BAAHUBALI ENTERPRISE	B	50000	22.2
542803	VEL	PIYUSH SECURITIES PVT LTD	S	62048	22.32
506122	VOLKAI	ALNASIR ABDUL AZIZ GILANI	S	5932	145.18
506122	VOLKAI	F3 ADVISORS PRIVATE LIMITED	B	30000	145.1
506122	VOLKAI	F3 ADVISORS PRIVATE LIMITED	S	40000	145.1
506122	VOLKAI	JAYESH KANTILAL SHAH	B	30000	145.1
506122	VOLKAI	NEO APEX VENTURE LLP	B	14666	145.1
506122	VOLKAI	PANKAJ KUMAR SINGHAL HUF	S	7000	145.1
506122	VOLKAI	RIMA DEVI	S	6000	145.1
506122	VOLKAI	YESHABEN PRASHANKUMAR KOTHARI	B	6890	145.1
531337	WINPRO	NIGHTINGALE GROWTH	B	900000	4.32
531663	YUVRAAJHPL	GIRIRAJ STOCK BROKING PRIVATE LIMITED	B	2550000	19.44
531663	YUVRAAJHPL	MONEY PLANT PICTURES LLP	B	2789839	19.44
531663	YUVRAAJHPL	MONEYPLANT GOLD & JEWELLERY TRADING L.L.C	B	2000000	19.44
531663	YUVRAAJHPL	VISHAL SUDHIR KAMPANI	S	10000000	19.44

NSE

Security Code	Security Name	Client Name	Deal	Quantity	Price
AGROPHOS	Agro Phos India Limited	MAHENDRA GIRDHARILAL WADHWANI	BUY	120488	44.9
APOLLOHOSP	Apollo Hospitals Ltd	ABU DHABI INVESTMENT AUTHORITY	BUY	12985	7850
APOLLOHOSP	Apollo Hospitals Ltd	AXIS MUTUAL FUND	BUY	58015	7850
APOLLOHOSP	Apollo Hospitals Ltd	BANK OF INDIA MUTUAL FUND	BUY	12985	7850
APOLLOHOSP	Apollo Hospitals Ltd	BNP PARIBAS FINANCIAL MARKETS	BUY	28015	7850
APOLLOHOSP	Apollo Hospitals Ltd	COPTHALL MAURITIUS INVESTMENT LIMITED	BUY	12985	7850
APOLLOHOSP	Apollo Hospitals Ltd	DENDANA INVESTMENTS MAURITIUS LIMITED	BUY	1949	7850
APOLLOHOSP	Apollo Hospitals Ltd	EMERGING MARKETS EQUITY TRUST	BUY	428314	7850
APOLLOHOSP	Apollo Hospitals Ltd	FIDELITY FUNDS.- INDIA FOCUS FUND	BUY	67262	7850
APOLLOHOSP	Apollo Hospitals Ltd	FIDELITY INDIA FUND	BUY	5806	7850
APOLLOHOSP	Apollo Hospitals Ltd	GHISALLO MASTER FUND LP	BUY	230043	7850
APOLLOHOSP	Apollo Hospitals Ltd	GOLDMAN SACHS (SINGAPORE) PTE	BUY	12985	7850
APOLLOHOSP	Apollo Hospitals Ltd	INVESCO MUTUAL FUND	BUY	1400	7850
APOLLOHOSP	Apollo Hospitals Ltd	INVESCO MUTUAL FUND	BUY	5600	7850
APOLLOHOSP	Apollo Hospitals Ltd	INVESCO MUTUAL FUND	BUY	6720	7850
APOLLOHOSP	Apollo Hospitals Ltd	INVESCO MUTUAL FUND	BUY	7280	7850
APOLLOHOSP	Apollo Hospitals Ltd	KOTAK MAHINDRA LIFE INSURANCE COMPANY LIMITED	BUY	260	7850
APOLLOHOSP	Apollo Hospitals Ltd	KOTAK MAHINDRA LIFE INSURANCE COMPANY LIMITED	BUY	282	7850
APOLLOHOSP	Apollo Hospitals Ltd	KOTAK MAHINDRA LIFE INSURANCE COMPANY LIMITED	BUY	299	7850
APOLLOHOSP	Apollo Hospitals Ltd	KOTAK MAHINDRA LIFE INSURANCE COMPANY LIMITED	BUY	385	7850
APOLLOHOSP	Apollo Hospitals Ltd	KOTAK MAHINDRA LIFE INSURANCE COMPANY LIMITED	BUY	772	7850
APOLLOHOSP	Apollo Hospitals Ltd	KOTAK MAHINDRA LIFE INSURANCE COMPANY LIMITED	BUY	1506	7850
APOLLOHOSP	Apollo Hospitals Ltd	KOTAK MAHINDRA LIFE INSURANCE COMPANY LIMITED	BUY	22586	7850
APOLLOHOSP	Apollo Hospitals Ltd	KOTAK MAHINDRA LIFE INSURANCE COMPANY LIMITED	BUY	31957	7850
APOLLOHOSP	Apollo Hospitals Ltd	MORGAN STANLEY ASIA SINGAPORE PTE	BUY	80212	7850
APOLLOHOSP	Apollo Hospitals Ltd	MORGAN STANLEY ASIA SINGAPORE PTE	BUY	90885	7850
APOLLOHOSP	Apollo Hospitals Ltd	MORNINGSTAR FUNDS TRUST - MORNINGSTAR INTERNATIONAL EQUITY FUND	BUY	4708	7850
APOLLOHOSP	Apollo Hospitals Ltd	SOCIETE GENERALE	BUY	328047	7850
APOLLOHOSP	Apollo Hospitals Ltd	SUNEETHA REDDY	SELL	1897239	7850
APOLLOHOSP	Apollo Hospitals Ltd	SUNEETHA REDDY	SELL	1897239	7850
APOLLOHOSP	Apollo Hospitals Ltd	T ROWE PRICE FUNDS SICAV GLOBAL ALLOCATION EXTENDED FUND	BUY	195	7850
APOLLOHOSP	Apollo Hospitals Ltd	T ROWE PRICE FUNDS SICAV EMERGING MARKETS EQUITY FUND	BUY	9377	7850
APOLLOHOSP	Apollo Hospitals Ltd	T ROWE PRICE FUNDS SICAV GLOBAL ALLOCATION FUND	BUY	182	7850
APOLLOHOSP	Apollo Hospitals Ltd	T ROWE PRICE GLOBAL ALLOCATION FUND	BUY	2299	7850
APOLLOHOSP	Apollo Hospitals Ltd	T ROWE PRICE INSTITUTIONAL EMERGING MARKETS EQUITY FUND	BUY	29937	7850
APOLLOHOSP	Apollo Hospitals Ltd	T ROWE PRICE RETIREMENT HYBRID TRUST- T ROWE PRICE NON US EQUITIES TRUST	BUY	46069	7850
APOLLOHOSP	Apollo Hospitals Ltd	T. ROWE PRICE EMERGING MARKETS STOCK FUND	BUY	328635	7850
APOLLOHOSP	Apollo Hospitals Ltd	T. ROWE PRICE GLOBAL ALLOCATION FUND	BUY	332	7850

APOLLOHOSP	Apollo Hospitals Ltd	TATA MUTUAL FUND	BUY	12985	7850
APOLLOHOSP	Apollo Hospitals Ltd	VIRIDIAN ASIA OPPORTUNITIES MASTER FUND	BUY	12985	7850
ATALREAL	Atal Realtech Limited	OM PARKASH	BUY	600000	19
BARFLEX	Barflex Polyfilms Limited	AADARSH FINMAN ADVISORS PRIVATE LIMITED	BUY	138000	75.56
BLBLIMITED	BLB Limited	ACN FINANCIAL SERVICES LTD	SELL	293422	15.98
CCCL	Consolidated Construction	BANYAN CAPITAL ADVISORS LLP - YIELD PLUS	BUY	5345630	14
CCCL	Consolidated Construction	EIF-COINVEST III	SELL	5560000	14.05
GOCLCORP	Gulf Oil Corp. Ltd.	HINDUJA CAPITAL LIMITED	SELL	800000	389.58
INTEGRITY	Integrity Infrabuild De L	ARYAMAN CAPITAL MARKETS LIMITED	SELL	24000	102
INTEGRITY	Integrity Infrabuild De L	EMERALD COMMERCIAL LIMITED	BUY	24000	102
IZMO	IZMO Limited	RITU BAPNA	BUY	126000	552.54
KANDARP	Kandarp Dg Smart Bpo Ltd	OM PARKASH	BUY	250000	119.99
MANAKALUCO	Manak Aluminium Co. Ltd.	ANIRUDHA AGRAWAL	BUY	330000	29.45
MANAKALUCO	Manak Aluminium Co. Ltd.	KAMLESH AGRAWAL	SELL	330000	29.45
NEPHROCARE	Nephro Care India Limited	KAMAL KUMAR DUGAR & CO (PROP) KAMAL KUM	BUY	83200	171.32
PARTH	Parth Elec & Eng Ltd	BIJAL PRITESH VORA	SELL	96000	269.65
PARTH	Parth Elec & Eng Ltd	ISHAAN TRADEFIN LLP	BUY	151200	267.39
PARTH	Parth Elec & Eng Ltd	NIKHIL RAMESH JAISINGHANI	BUY	110400	269.65

Disclosure:

Research Reports that are published by Nirmal Bang Securities Private Limited (hereinafter referred to as "NBSPL") are for private circulation only. NBSPL is a registered Research Analyst under SEBI (Research Analyst) Regulations, 2014 having Registration no. INH000001766. NBSPL is also a registered Stock Broker with National Stock Exchange of India Limited, BSE Limited, Metropolitan Stock Exchange of India Limited, Multi Commodity Exchange of India Limited and , National Commodity and Derivative Exchange Limited in Capital Market , Equity and Commodities derivatives segments and Currency Derivatives Segment .

NBSPL has other business divisions with independent research teams separated by Chinese walls, and therefore may, at times, have different or contrary views on stocks and markets.

NBSPL or its associates have not been debarred / suspended by SEBI or any other regulatory authority for accessing / dealing in securities Market since last 20 years. NBSPL, its associates or analyst or his relatives do not hold any financial interest (Except Investment) in the subject company. NBSPL or its associates or Analyst do not have any conflict or material conflict of interest at the time of publication of the research report with the subject company. NBSPL or its associates or Analyst or his relatives may or may not hold beneficial ownership of 1% or more in the subject company at the end of the month immediately preceding the date of publication of this research report.

NBSPL or its associates / analyst has not received any compensation / managed or co-managed public offering of securities of the company covered by Analyst during the past twelve months. NBSPL or its associates have not received any compensation or other benefits from the company covered by Analyst or third party in connection with the research report. Analyst has not served as an officer, director or employee of Subject Company. NBSPL / analyst has not been engaged in market making activity of the subject company.

Analyst Certification: The research analysts and authors of these reports, hereby certify that the views expressed in this research report accurately reflects my/our personal views about the subject securities, issuers, products, sectors or industries. It is also certified that no part of the compensation of the analyst(s) was, is, or will be directly or indirectly related to the inclusion of specific recommendations or views in this research. The analyst(s) principally responsible for the preparation of this research report and has taken reasonable care to achieve and maintain independence and objectivity in making any recommendations.

Disclaimer:

The Research Report is for the personal information of the authorized recipient and does not construe to be any investment, legal or taxation advice. NBSPL is not soliciting any action based upon it. Nothing in the research report shall be construed as a solicitation to buy or sell any security or product, or to engage in or refrain from engaging in any such transaction. In preparing the research report, we did not take into account the investment objectives, financial situation and particular needs of the reader.

The research report has been prepared for the general use of the clients of NBSPL and must not be copied, either in whole or in part, or distributed or redistributed to any other person in any form. If you are not the intended recipient you must not use or disclose the information in the research report in any way. Though disseminated to all the customers simultaneously, not all customers may receive the research report at the same time. NBSPL will not treat recipients as customers by virtue of their receiving the research report. The research report is not directed or intended for distribution to or use by any person or entity resident in a state, country or any jurisdiction, where such distribution, publication, availability or use would be contrary to law, regulation or which would subject NBSPL & its group companies to registration or licensing requirements within such jurisdictions.

The report is based on the information obtained from sources believed to be reliable, but we do not make any representation or warranty that it is accurate, complete or up-to-date and it should not be relied upon as such. We accept no obligation to correct or update the information or opinions in it. NBSPL or any of its affiliates or employees shall not be in any way responsible for any loss or damage that may arise to any person from any inadvertent error in the information contained in the research report. NBSPL or any of its affiliates or employees do not provide, at any time, any express or implied warranty of any kind, regarding any matter pertaining to this report, including without limitation the implied warranties of merchantability, fitness for a particular purpose, and non-infringement. The recipients of the research report should rely on their own investigations.

This information is subject to change without any prior notice. NBSPL reserves its absolute discretion and right to make or refrain from making modifications and alterations to this statement from time to time. Nevertheless, NBSPL is committed to providing independent and transparent recommendations to its clients, and would be happy to provide information in response to specific client queries.

Before making an investment decision on the basis of research report, the reader needs to consider, with or without the assistance of an adviser, whether the advice is appropriate in light of their particular investment needs, objectives and financial circumstances. There are risks involved in securities trading. The price of securities can and does fluctuate, and an individual security may even become valueless. International investors are reminded of the additional risks inherent in international investments, such as currency fluctuations and international stock market or economic conditions, which may adversely affect the value of the investment. Opinions expressed are subject to change without any notice. Neither the company nor the director or the employees of NBSPL accept any liability whatsoever for any direct, indirect, consequential or other loss arising from any use of the research report and/or further communication in relation to the research report. Here it may be noted that neither NBSPL, nor its directors, employees, agents or representatives shall be liable for any damages whether direct or indirect, incidental, special or consequential including lost revenue or lost profit that may arise from or in connection with the use of the information contained in the research report.

Copyright of this document vests exclusively with NBSPL.

Our reports are also available on our website

Registration granted by SEBI and certification from NISM in no way guarantee performance of NBSPL or provide any assurance of returns to investors.

Nirmal Bang Research (Division of Nirmal Bang Securities Pvt. Ltd.)

B-2, 301/302, Marathon Innova,
Opp. Peninsula Corporate Park
Off. Ganpatrao Kadam Marg
Lower Parel(W), Mumbai-400013
Board No. : 91 22 6723 8000/8001
Fax. : 022 6723 8010